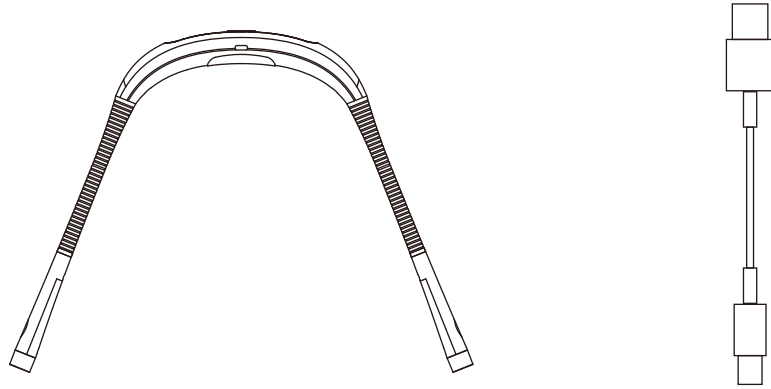


**Package contents (parts are not to scale):**



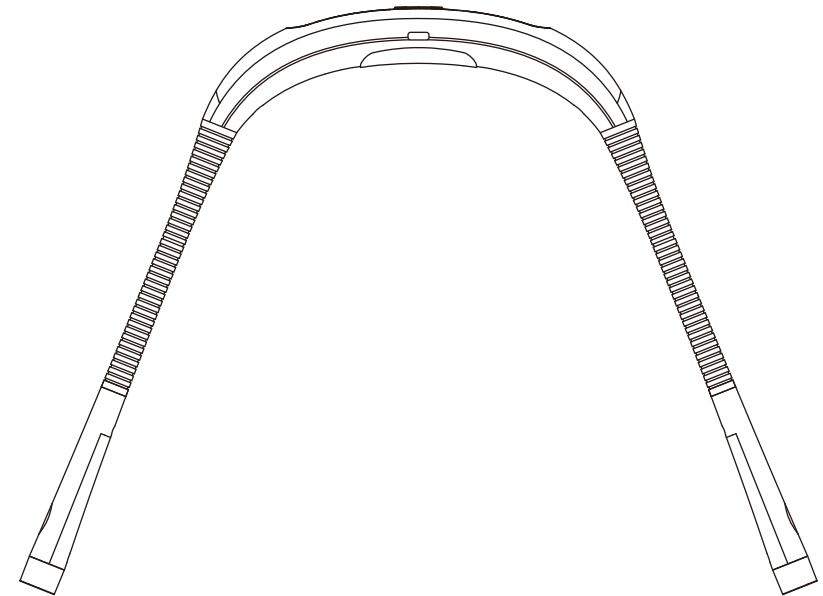
Glocusent Original Neck Reading Light	1
User Manual	1
USB-C Cable	1
Bookmark	1

**Product Specifications**

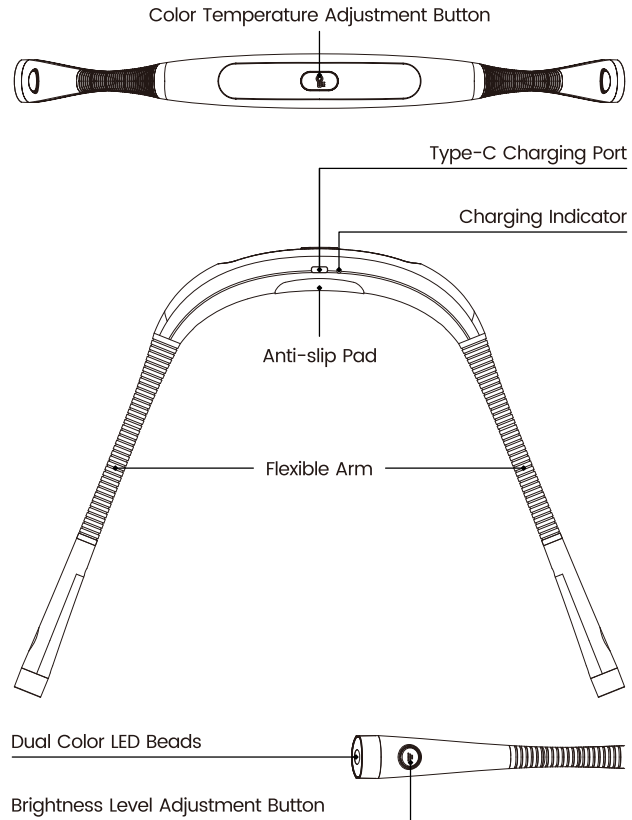
<b>Model</b>	<b>GLCSNTBL001</b>
Brightness	6LM-60LM (Each Head)
Color Temperature	2700K, 4000K, 6000K
Battery	Lithium
Battery Capacity	1000mAh
LED Beads	2 LEDs (One for Each Head)
Dimensions	7.4*3.94*10 IN
Weight	4.4Oz / 125G
Certificates	CE, FCC, PSE, ROHS, C-tick, UKCA
Input	5V / 1A

**NECK READING LAMP**

Art Nr. 09112-002-50




## Product Details



## Instruction


### Brightness Levels

- Short Press Once for General Reading
- Short Press Twice for Brighter Reading
- Short Press Third Times for Precise Reading

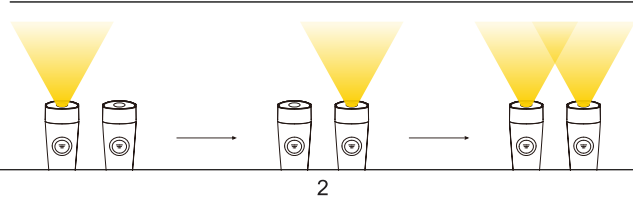


### Color Temperatures

- Short Press Once for Yellow Light
- Short Press Twice for Warm White Light
- Short Press Third Times for Cool White Light



### Independent Control For Each Head



## Precautions

- ◆ Use 5V/1A output wall plug to make sure the neck light is working at its full capacity.
- ◆ The power indicator light will turn green when the neck light is connected with power.
- ◆ Please avoid placing this light in an extreme temperature environment (either too hot or too cold).
- ◆ Disposal: When you are ready to dispose of the product after wearing it out, please make sure to follow the instructions of your local government for environmental and safety purposes.

## How to Charge the Bookmark Book Light

- 1 Plug the USB-C cable into the charging port, and connect it with a 5V/1A power plugger.
- 2 It takes about 3 hours to fully charge the LED neck reading light.
- 3 Please fully charge the product before first use.

**Note:** The indicating light will flash in red when it's charging, and the indicating light will be green when the book light it's fully charged.